









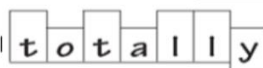

## WB22.02.21

### UKS2 English – Literacy & Guided Reading

Remember, any questions, please email your teacher using [uks2@oakfieldcepri.iow.sch.uk](mailto:uks2@oakfieldcepri.iow.sch.uk)

	Literacy	Guided Reading
Monday 22 <sup>nd</sup> February	<p>We are introducing our new Topic today:</p> <p style="text-align: center;"><b><i>Let's Travel...</i></b></p> <p>You are going to be working towards a non-chronological report about a country of your choice.</p> <p>Each day you will do a bit of learning towards the outcome of a non-chronological report using a Google slide.</p> <p>Lesson 1 - see attachments for input of learning..</p> <p><u>Task 1</u> Choose a country you would like to find more about. (not a continent - too much information). Then complete the I know, I think, I wonder table.</p> <p><u>Task 2</u> To complete the 2nd table with lots of information about your chosen country. Look at the subheadings and questions that need answering for each section. Answer as notes, not as sentences. You can use these notes at a later time. This is going to require some research from you.</p> <p>You could use a <i>book about your country</i> or research online. Think carefully about where you can research.</p> <p>Try one of these websites:</p> <p><a href="https://kids.nationalgeographic.com/explore/countries/">https://kids.nationalgeographic.com/explore/countries/</a></p> <p><a href="https://www.kids-world-travel-guide.com/geography-facts.html">https://www.kids-world-travel-guide.com/geography-facts.html</a></p> <p><a href="https://www.sciencekids.co.nz/sciencefacts/countries.html">https://www.sciencekids.co.nz/sciencefacts/countries.html</a></p>	<p style="text-align: center;"><b>POETRY</b> <b><u>'A Poem to be spoken silently'</u></b> <b><u>by Pie Corbett</u></b></p> <p>Pie Corbett is a children's author who used to be a Headteacher. He's really well known for his stories and poems.</p> <p>Read <b>'A Poem to be spoken silently' by Pie Corbett</b> carefully (reading it twice will help) and answer the questions on one of the <b>TASK</b> sheets – you only need to do one task so choose the one that you feel comfortable doing.</p> <p>Write in full sentences to explain your ideas and use evidence from the poem to support your ideas.</p> <p>Choose ONE of the three tasks and answer the questions about the poem.</p> <p><b>TASK 1</b> – Foundation (most accessible) <b>TASK 2</b> – Core (more in depth) <b>TASK 3</b> – Enrich (most challenging)</p> <p>There are TEN questions to respond to on each task.</p>

	Literacy	Guided Reading
Tuesday 23 <sup>rd</sup> February	<p><b><u>Lesson 2: Types of Sentence</u></b></p> <p>Today’s English lesson is all about <u>revising</u> different types of sentence.</p> <p>It’s important to think about the different types of sentence there are when you are writing a non-chronological report to help keep your reader interested and wanting to read on.</p> <p>Today you need to:</p> <ol style="list-style-type: none"> <li>1) <b>FIRSTLY</b>, go through the <b>PRESENTATION Types of Sentence</b> – for each type of sentence, there is a hyperlink that you can click to take you to a very short BBC Bitesize revision video to help explain each type of sentence</li> <li>2) <b>THEN</b>, complete the <b>TASK Types of Sentence</b></li> <li>3) <b>OPTIONAL</b>: There is also a <b>CHALLENGE Types of Sentence</b> if you would like to have a go but this is <b>OPTIONAL</b>.</li> </ol>	<p><b><u>POETRY</u></b> <b><u>‘The Magic of the Brain’</u></b> <b><u>by Jenny Joseph</u></b></p> <p>Jenny Joseph was a British poet who is best known for her poem called ‘Warning’ – the first line goes: ‘When I am an old woman I shall wear purple.’ She died in 2018 but her poetry lives on.</p> <p>Read ‘<i>The Magic of the Brain</i>’ by Jenny Joseph carefully (reading it twice will help) and questions on one of the <b>TASK</b> sheets – you only need to do one task so choose the one that you feel comfortable doing.</p> <p>Write in full sentences to explain your ideas and use evidence from the poem to support your ideas. Choose <b>ONE</b> of the three tasks and answer the questions about the poem.</p> <p><b>TASK 1</b> – Foundation (most accessible) <b>TASK 2</b> – Core (more in depth) <b>TASK 3</b> – Enrich (most challenging)</p> <p>There are <b>TEN</b> questions to respond to on each task.</p>
Wednesday 24 <sup>th</sup> February	<p><b><u>Session 2 – Let’s Travel</u></b></p> <p>Let’s look at the features of a non-chronological report. Click the link below. <a href="https://www.bbc.co.uk/teach/class-clips-video/english-ks1-ks2-how-to-write-a-non-chronological-report/zvbtscw">https://www.bbc.co.uk/teach/class-clips-video/english-ks1-ks2-how-to-write-a-non-chronological-report/zvbtscw</a></p> <p>Follow the PowerPoint for task1 and task 2.</p>	<p><b><u>A PASSION FOR POETRY</u></b> <b><u>Teachers’ choice!</u></b></p> <p>Today, your task is to read the 5 poems attached which have each been chosen by the UKS2 teachers because of their own passion for poetry.</p> <p><i>‘On The Ning Nang Nong’ by Spike Miligan</i> <i>‘The Chimney Sweeper’ by William Blake</i> <i>I’ve had this shirt’ by Michael Rosen</i> <i>‘The Other’ by RS Thomas</i> <i>‘The Voice’ by Shel Silverstein</i></p> <p>Have a read and see what you think! Can you guess which teacher chose which poem? Do you like any of them? If so why? If not, why not? Is there anything that puzzles you about the poems? Questions you’d like to ask? You <b>DON’T HAVE TO RECORD ANYTHING TODAY</b> but you can share your ideas with your teacher if you’d like to. We’d love to see if you can guess who picked which poem!</p>

	Literacy	Guided Reading
Thursday 25 <sup>th</sup> February	<p><b>Research Skills</b></p> <p>Today we are going to look at <i>how to research</i> our subheadings to find more information. This involves <i>note taking</i>.</p> <p>Think back to when we researched animals in the war. We looked at note taking, using bullet points and recording useful key words.</p> <p>Use these websites to research your subheadings - look out for keywords.</p> <p><a href="https://kids.nationalgeographic.com/explore/countries/">https://kids.nationalgeographic.com/explore/countries/</a></p>	<p><b>First News!</b></p> <p>Choose ONE of the three texts and tasks and answer the questions from the First News articles.</p> <p><b>This reading task is for Thursday AND Friday.</b></p> <p>TEXT 1 and TASK 1 – Foundation (most accessible)  <i>Please note the questions for TASK 1 are only based on the first page of text. You can just enjoy reading the other news.</i></p> <p>TEXT 2 and TASK 2 – Core (more in depth)</p> <p>TEXT 3 and TASK 3 – Enrich (most challenging)</p>
Friday 26 <sup>th</sup> February	<p><a href="https://www.kids-world-travel-guide.com/geography-facts.html">https://www.kids-world-travel-guide.com/geography-facts.html</a></p> <p><a href="https://www.sciencekids.co.nz/sciencefacts/countries.html">https://www.sciencekids.co.nz/sciencefacts/countries.html</a></p>	
Spelling Shed	<p><b>Spelling Shed</b></p> <p>Look at the spellings assignments you have been given using your Spelling Shed log in, you can also practise these on paper, this will help with your handwriting too! If you can't remember or can't find your log in, please ask a parent or carer to email your teacher(s) using the following email address <a href="mailto:uks2@oakfieldcepri.iow.sch.uk">uks2@oakfieldcepri.iow.sch.uk</a></p>	
	<p>Choose a method you enjoy using to practise your spellings.</p> <p><b>LOKI</b> say    Cover  Write  Check  Check</p> <p><b>Quick write</b>  Write a word as many times as you can in a set time given.</p> <p><b>Drawing around the word to show the shape</b>  </p> <p>Use two different colour pencils to write the words.  One colour for the vowels and another for the consonants.</p> <p>  p  py  pyr  pyra  pyram  pyrami  pyramid</p> <p>This method of learning words, forces you to think of each letter separately.  When you have created a triangle, you can reverse the process and produce a diamond.</p> <p><b>Trace, copy and replicate.</b> Use a scrap piece of paper, write the word big enough to trace, and then trace the word over and over. Remember to check!</p>	